





[Android] AVerTouch Software Release Note –Sep 8th, 2025

VERSION	v1.3.1015.0
HARDWARE COMPATIBILITY	<p>The following product models are supported by Android AVerTouch.</p> <ul style="list-style-type: none"> Supports the following AVer visualizers via USB connection: U50, U50+, M11WB, M15W, M70W, F17+, F50+, M90UHD, M15-13M, A30, M11-8M, U70i, M5 Supports the following AVer wireless visualizers via Wi-Fi connection: M11WB, M15W, M70W
OPERATING DEVICES / SYSTEMS	<p>Android 11, 13 on IFPs/Tablets ChromeOS 117 or later</p>

<p>v1.3.1015.0</p> <p>Release date: Sep 8th, 2025</p>	<p><u>WHAT'S NEW & Improvement</u></p> <p>[New]</p> <ul style="list-style-type: none"> Compliant with Google CASA (Cloud Application Security Assessment) security requirements. <p>The AVerTouch Android app, when paired with an AVer USB or wireless visualizer, delivers a powerful and flexible solution for Android IFPs, tablets, and Chromebooks. It seamlessly integrates live video with lesson creation tools, making it easy to teach, record, and share.</p> <ol style="list-style-type: none"> Supports the following AVer visualizers via USB connection: U50, U50+, M11WB, M15W, M70W, F17+, F50+, M90UHD, M15-13M, A30, M11-8M, U70i, M5 Supports the following AVer wireless visualizers via Wi-Fi connection: M11WB, M15W, M70W Compatible with Android 11 and 13 AVerTouch Android supports WPA2-PSK for the M15W, M70W, and M11WB series. WPA3-Personal support is also available for the M11WB series to enhance Wi-Fi security. Stream live video of objects, experiments, and more directly to the AVerTouch Android app Annotate live video with notes and images to highlight key teaching points Record entire lessons with a single tap, including video, annotations, and more Automatically upload recordings to the cloud (Google Drive®) for easy access by absent students, substitute teachers, or for review Supports split-screen mode, enabling simultaneous display of live video and cloud-based materials for more effective teaching <p>Google Play Store link: AVerTouch - Apps on Google Play</p>
	<p><u>Known Issues</u></p> <ol style="list-style-type: none"> This version only supports Android 11 and 13, and the language includes English, Japanese, Russian, Ukrainian, German, French, Italian, Spanish, Indonesian, and Finnish. AVerTouch Android supports WPA2-PSK for the M15W, M70W, and M11WB series. WPA3-Personal support is also available for the M11WB series to enhance Wi-Fi security. Android AVerTouch on Chromebook doesn't support the USB Visualizer. We

	<p>recommend using Sphere Lite software to connect with the AVer USB Visualizer.</p> <ol style="list-style-type: none"> To ensure AVerTouch works smoothly on Android devices, we highly recommend updating the U50+ to the latest firmware on a Windows PC before using it with Android. To ensure the best user experience, we recommend using the U50+ with the suggested contrast setting. When connecting a USB camera, if the camera resolution's aspect ratio differs from that of the device screen, the displayed image may appear distorted or have an incorrect aspect ratio. This will be improved in future updates. When network bandwidth is insufficient and results in the wireless camera feed freezing, the system does not automatically reconnect. Manual reconnection is required. This will be improved in future updates. If the wireless camera is already in use by another device, the system does not display a warning message when trying to connect. This will be improved in future updates. The wireless camera password is not saved automatically, so it must be entered each time you connect. This will be improved in future updates. <hr/> <p><u>Troubleshooting</u></p> <p>Please Note:</p> <ol style="list-style-type: none"> <p>Please reset the Wi-Fi connection on the wireless DocCam before attempting to connect it to AVerTouch on your Android device.</p> <p>For M11W:</p> <ul style="list-style-type: none"> Press and hold the RESET Wi-Fi compound keys  +  for 3 seconds until the solid blue light appears on your camera. <p>For M15W, M70W:</p> <ul style="list-style-type: none"> Press and hold the FACTORY RESET compound keys  +  for 3 seconds until the solid blue light appears on your camera. <p>Please refer to the Android AVerTouch Software User Manual for more detailed instructions.</p> <p>Link: https://presentation.aver.com/DownloadFile.aspx?n=6443 16A8947A-6945-43F8-B374-BF5121E188F9&t=ServiceDownload</p> <p>For any issues with the DocCam connection or any problems encountered while using the app, please update the IFP, DocCam, and app to the latest versions, or contact the FAE team directly for assistance.</p> <p>Additionally, please provide the following information to help us verify the situation:</p> <ol style="list-style-type: none"> IFP brand Android version Does the document camera work via USB connection? Does the document camera work over a wireless connection? <p>If any issues occur, please kindly share a video with us so we can investigate and identify the root cause. Thank you!</p>
--	---