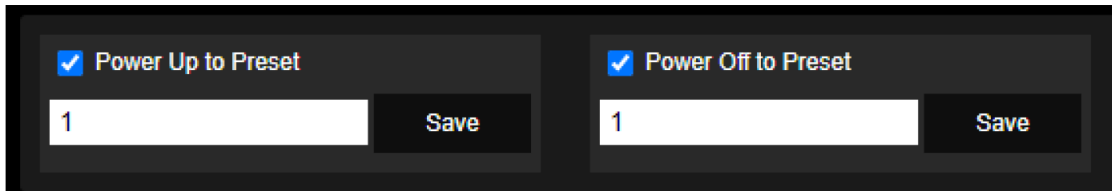
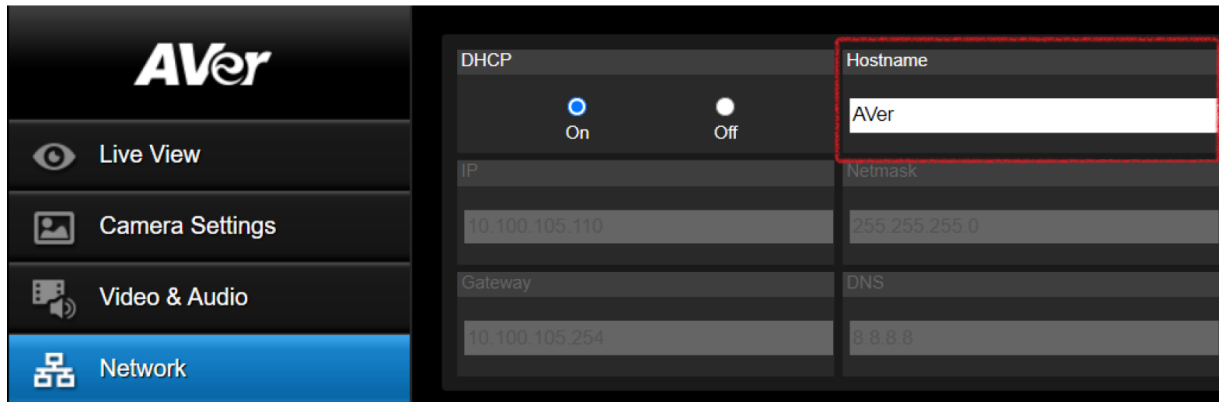
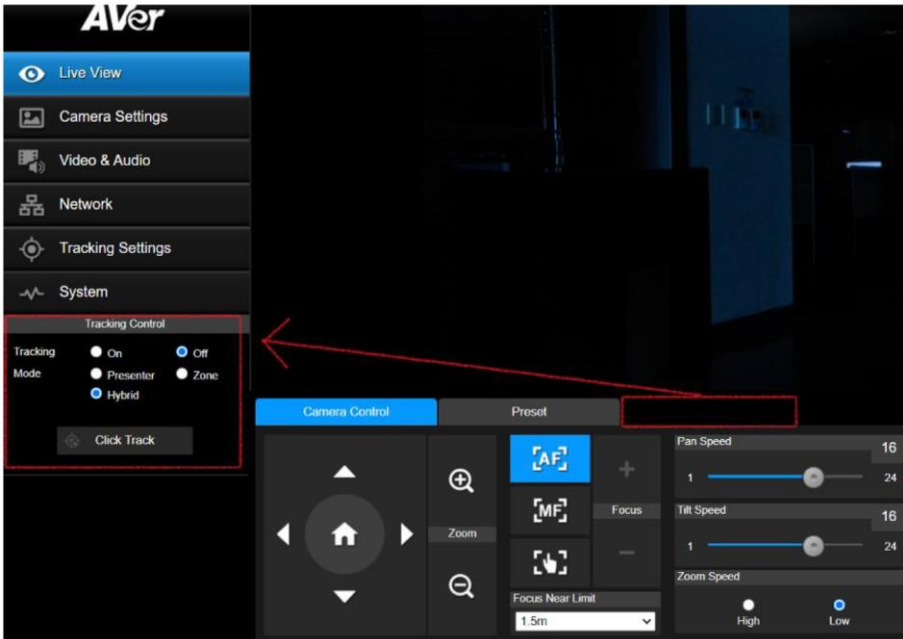
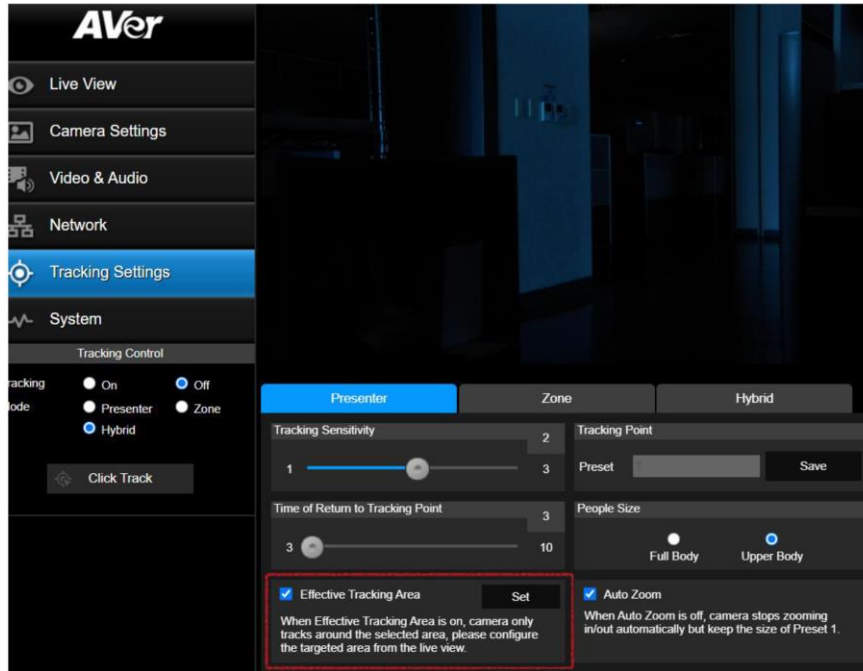


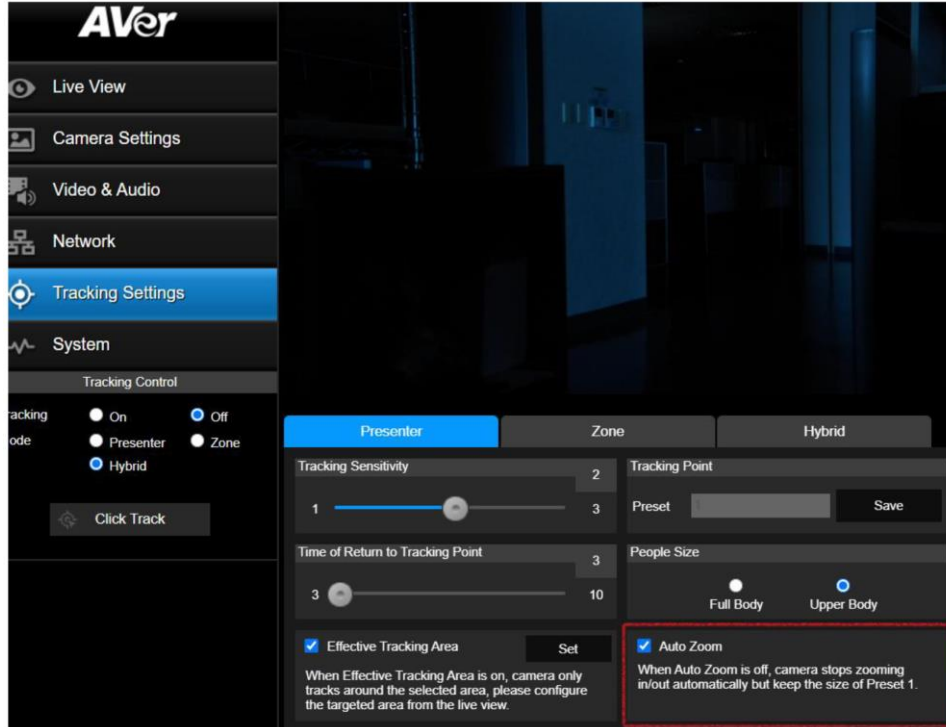
Products: TR310 / TR311 / TR311HN / TR313 / TR331 / TR333

FW version	V.0.0.0000.30
Release date	2021/04/01
New features	<ol style="list-style-type: none"> Added Power Up to Preset position setting on Web UI. Added Power Off to Preset position setting on Web UI.  <ol style="list-style-type: none"> Added Tracking mode SET & GET mode commands to the CGI/VISCA command list. Added ability to change “Hostname” of camera on Web UI.  <ol style="list-style-type: none"> Relocated the Tracking Controls to the Main Menu on the Web UI. 

6. Added Effective Tracking Area function in Presenter Mode. If this is checked, the camera can be programmed to only track the subject within a predefined area of its view.

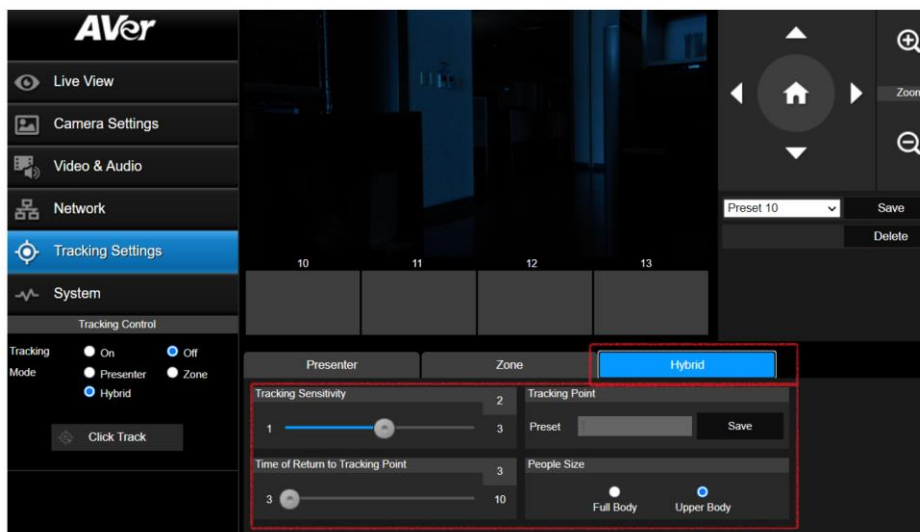


7. Added Auto Zoom Enable/Disable function in Presenter Mode. When checked, the initial zoom value once subject is acquired is preserved throughout the tracking experience.

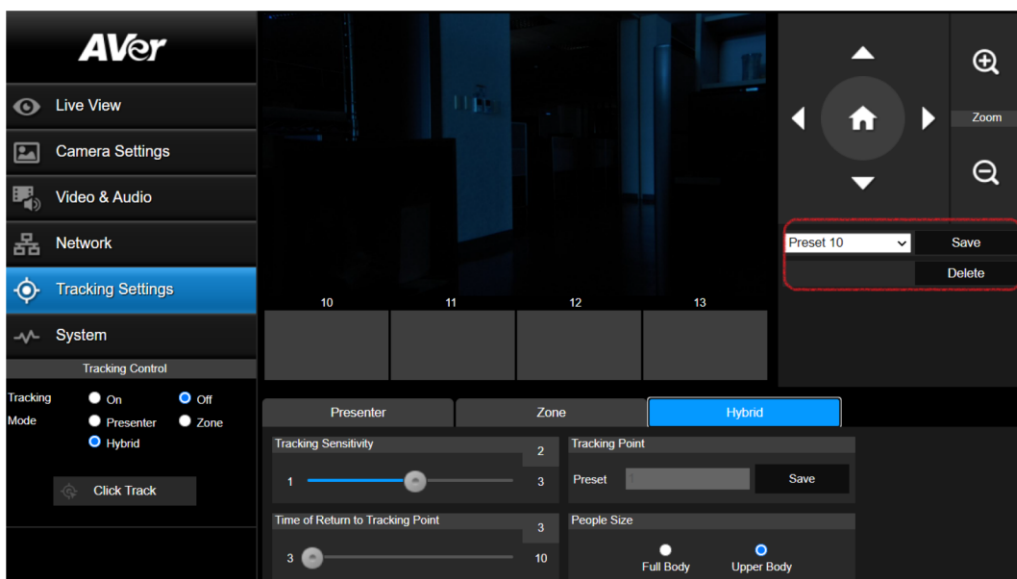


8. Added a new “Hybrid Mode” Tracking feature. This feature combines the best features of both the Presenter Mode and the Zone mode. Preset 10 through 13 is preserved for the Zone mode feature where the camera will automatically toggles to Zone mode whenever the subject is within those preset zones. When the subject is outside of those predefined

zones, the camera automatically switches to “Presenter mode”.



9. Added and improved on the method to “Save/Delete” presets in the Zone and Hybrid Mode setup screen.

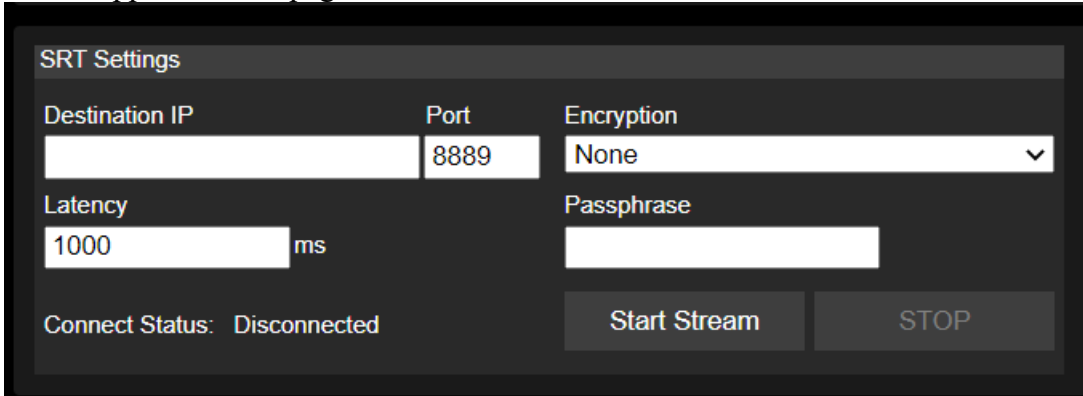
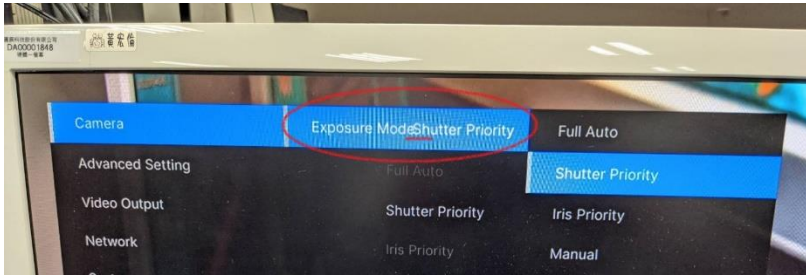


Improvements

1. Improved and small bug fixes on SRT Streaming.
2. Improved on the camera NDI Streaming experience.
3. Small bug fixes on the Preset Exposure Setting.
4. Improved on preciseness of the preset recall location.

Known Issues

1. Web GUI has known compatibility issue with the Apple MAC Safari browser. Please use the Chrome browser on Apple devices for the meantime.
2. USB port does not yet support Hot plugging.
3. When the video mode via the web is set to IP streaming only or NDI only; then when the USB port is connected to a PC, users will still see the device name on the PC, but will not have any USB streaming output.


FW version	V.21
Release date	2020/10/26
New features	<p>10. SRT support on web page > Network</p>  <p>11. Support added for PTZ Management. 12. Support for Captureshare. 13. When Auto Tracking is on, the front panel LED will blink in blue. 14. Long pressing the “Tracking point” on remote control switches the Tracking mode (between presenter or zone). 15. Executing any of these functions “Call preset/ pan/ tile/ zoom” will stop the Auto Tracking feature. 16. Visca control now supports freeze and tracking on/off , Full or Upper body setting.</p>
Improvements	<p>5. When using the “Upper body size” setting the video is enlarged a little for better user experience. 6. Supports UAC function (USB Audio). 7. Fixed bug related to RJ45 LED indicator.</p>
Known Issues	<p>4. Web GUI has known compatibility issue with the Apple MAC Safari browser. Please use the Chrome browser on Apple devices for the meantime. 5. The OSD menu text ”Mode and shutter” text issue</p>  <p>6. USB port does not yet support Hot plugging. 7. When the video mode via the web is set to IP streaming only or NDI only; then when the USB port is connected to a PC, users will still see the device name on the PC, but will not have any USB streaming output.</p>

For more technical help, please visit: <https://www.averusa.com/pro-av/support/>

To access the AVer knowledgebase, visit: <https://averusa.force.com/support/s/>

To file for support, visit: <https://averusa.force.com/support/s/contactsupport>

AVer USA
668 Mission Ct.,
Fremont, CA 94539



Phone: 1 (408) 263 3828
Fax: 1 (408) 263 8132

[f](#) [t](#) [in](#) [@](#) [v](#) [p](#)

Tech Support
✉ support.usa@aver.com
📞 1 (877) 528 7824