

CL01FW upgrade SOP

Tool: Micro USB cable & PC (Windows)

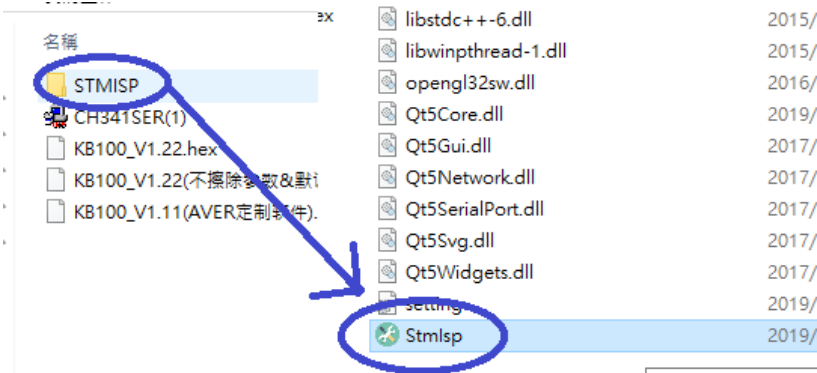
SW: Driver / install SW(Stmlsp) / CL01 new FW

1. Copy driver and SW into PC (3 items)

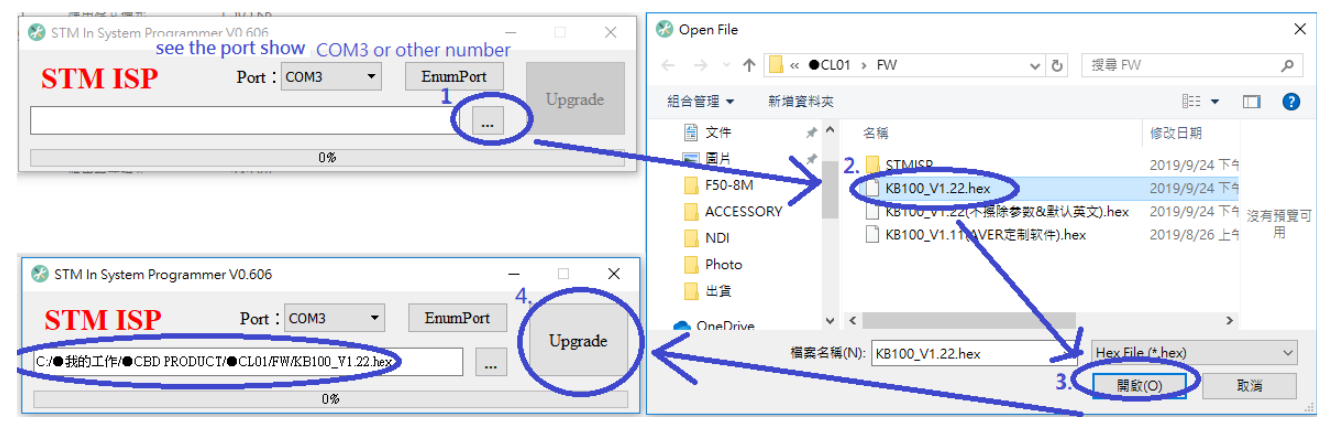
名稱	修改日期	類型	大小
STMISP install SW	2019/9/24 下午 04:45	檔案資料夾	
CH341SER(1) driver	2019/9/24 下午 02:18	應用程式	277 KB
KB100_V1.22.hex CL01 FW	2019/9/24 下午 03:55	HEX 檔案	273 KB

2. Connect CL01 to PC via micro USB cable

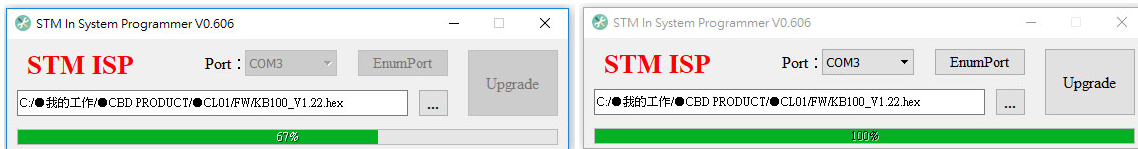
3. Open STMISP file to find Stmlsp and then click it



4. Burn the FW code into CL01 from PC



5. Wait the run bar to 100% and "unplug" the CL01 to check the FW version on CL01



Long Press CL01 "MENU" button and use joystick to find the FW version

